



MARVIN RIGGINS
FIRE CHIEF

MACON BIBB COUNTY FIRE DEPARTMENT
CLASS ONE

Macon-Bibb County

1191 FIRST STREET
MACON, GEORGIA 31201
(478) 751-9180
FAX (478) 751-2748

To: Cherry Blossom Festival

From: Macon-Bibb County Fire Prevention

Date: January 14, 2019

Re: Cherry Blossom Festival Vendor Inspections

The Macon-Bibb County Fire Prevention Bureau will conduct fire inspections of each vendor's booth. Once the booth is in compliance a signed RED Compliance Sign will be issued to the vendor. The sign must be displayed and visible in plain sight.

The following items will be inspected for compliance during the vendor's fire inspection:

- (1) 2A10BC Fire Extinguisher (aka 5lb ABC Extinguisher) must be present in each vendor booth with current service tag.
- (1) Class K Fire Extinguisher is required if cooking is being done. Extinguisher must have current service tag.
- If frying or cooking in a food truck or trailer a hood suppression system must be present, tagged, and serviced within the last 6 months.
- When cooking under a tent, the tent and sidewalls must be flame retardant and the seal must be affixed to each respective part.
- Flooring must be of non-combustible material (i.e. plywood, concrete board, hardy board, etc.).
- All propane tanks must be secured.



FOOD TRUCK SAFETY CONTINUED

Fuel & Power Sources Checklist

- Verify that fuel tanks are filled to the capacity needed for uninterrupted operation during normal operating hours. [1:10.14.10.1 for carnivals only] F1a
- Ensure that refueling is conducted only during non-operating hours. [96:B.18.3] F1b
- Check that any engine-driven source of power is separated from the public by barriers, such as physical guards, fencing, or enclosures. [96:B.16.2.2] F2
- Ensure that any engine-driven source of power is shut down prior to refueling from a portable container. [1:11.7.2.1.2] F3
- Check that surfaces of engine-driven source of power are cool to the touch prior to refueling from a portable container. F3a
- Make sure that exhaust from engine-driven source of power complies with the following: F4
 - At least 10 ft in all directions from openings and air intakes [96:B.13] F4a
 - At least 10 ft from every means of egress [96:B.13] F4b
 - Directed away from all buildings [1:11.7.2.2] F4c
 - Directed away from all other cooking vehicles and operations [1:11.7.2.2] F4d
- Ensure that all electrical appliances, fixtures, equipment, and wiring complies with the NFPA 70®: [96:B.18] F5

Propane System Integrity Checklist

- Check that the main shutoff valve on all gas containers is readily accessible. [58:6.26.4.1(3)] P1
- Ensure that portable gas containers are in the upright position and secured to prevent tipping over. [58:6.26.3.4] P2
- Inspect gas systems prior to each use. [96:B.19.2.3] P3
- Perform leak testing on all new gas connections of the gas system. [58:6.16; 58:6.17] P4
- Perform leak testing on all gas connections affected by replacement of an exchangeable container. [58:6.16; 58:6.17] P5
- Document leak testing and make documentation available for review by the authorized official. [58:6.26.5.1(M)] P6
- Ensure that on gas system piping, a flexible connector is installed between the regulator outlet and the fixed piping system. [58:6.26.5.1(B)] P7
- Where a gas detection system is installed, ensure that it has been tested in accordance with the manufacturer's instructions. [96:B.19.2.1] P8

Operational Safety Checklist

- Do not leave cooking equipment unattended while it is still hot. (This is the leading cause of home structure fires and home fire injuries.) OA
- Operate cooking equipment only when all windows, service hatches, and ventilation sources are fully opened. [96:14.2.2; 96:14.2.3] OB
- Close gas supply piping valves and gas container valves when equipment is not in use. [58:6.26.8.3] OC
- Keep cooking equipment, including the cooking ventilation system, clean by regularly removing grease. [96:11.4] OD

Solid Fuel Safety Checklist (Where Wood, Charcoal, Or Other Solid Fuel Is Used)

- Fuel is not stored above any heat-producing appliance or vent. [96:14.9.2.2] SA
- Fuel is not stored closer than 3 ft to any cooking appliance. [96:14.9.2.2] SB
- Fuel is not stored near any combustible flammable liquids, ignition sources, chemicals, and food supplies and packaged goods. [96:14.9.2.7] SC
- Fuel is not stored in the path of the ash removal or near removed ashes. [96:14.9.2.4] SD
- Ash, cinders, and other fire debris should be removed from the firebox at regular intervals and at least once a day. [96:14.9.3.6.1] SE
- Removed ashes, cinders, and other removed fire debris should be placed in a closed, metal container located at least 3 ft from any cooking appliance. [96:14.9.3.8] SF

NFPA RESOURCES

NFPA 1, *Fire Code*, 2018 Edition

NFPA 1 *Fire Code Handbook*, 2018 Edition

NFPA 58, *Liquefied Petroleum Gas Code*, 2017 Edition

LP-Gas Code Handbook, 2017 Edition

NFPA 70®, *National Electrical Code*®, 2017 Edition

National Electrical Code® *Handbook*, 2017 Edition

NFPA 96, *Standard for Ventilation Control and Fire Protection of Commercial Cooking Operations*, 2017 Edition

NFPA 96: *Standard for Ventilation Control and Fire Protection of Commercial Cooking Operations Handbook*, 2017 Edition

➤ **BECOME AN NFPA MEMBER**
FOR MORE OF THESE RESOURCES



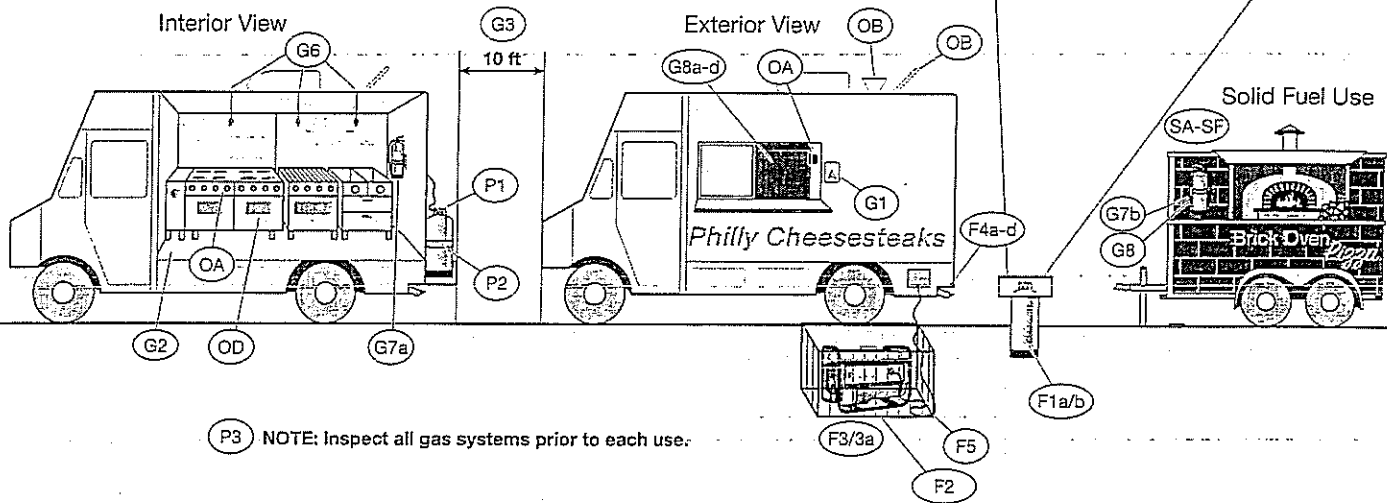
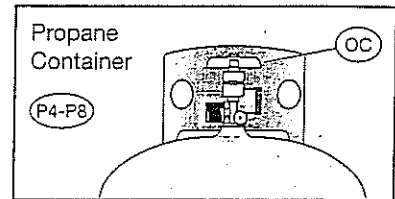
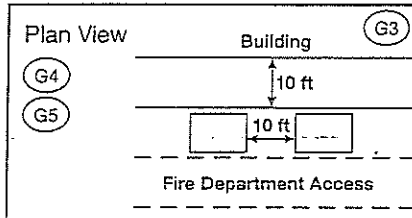
IT'S A BIG WORLD.
LET'S PROTECT IT TOGETHER.

NOTE: This information is provided to help advance safety of mobile and temporary cooking operations. It is not intended to be a comprehensive list of requirements for mobile and temporary cooking operations. Check with the local jurisdiction for specific requirements. This safety sheet does not represent the official position of the NFPA or its Technical Committees. The NFPA disclaims liability for any personal injury, property, or other damages of any nature whatsoever resulting from the use of the information. For more information, go to nfpa.org/foodtruck-safety.

© 2018 National Fire Protection Association / August 2018



FOOD TRUCK SAFETY



(P3) NOTE: Inspect all gas systems prior to each use.

NFPA code references are provided at the end of each item. The red keys correspond to the NFPA food truck safety diagram. For more detailed information, see NFPA 1 and Annex B in NFPA 96.

General Safety Checklist

- Obtain license or permits from the local authorities. [1:1.12.8(a)] G1
- Ensure there is no public seating within the mobile food truck. [1:50.7.1.6.3] G2
- Check that there is a clearance of at least 10 ft away from buildings, structures, vehicles, and any combustible materials. [96:7.8.2; 96:7.8.3 for carnivals only] G3
- Verify fire department vehicular access is provided for fire lanes and access roads. [1:18.2.4] G4
- Ensure clearance is provided for the fire department to access fire hydrants and access fire department connections. [1:13.1.3; 1:13.1.4; 1:13.1.5] G5
- Check that appliances using combustible media are protected by an approved fire extinguishing system. [96:10.1.2] G6
- Verify portable fire extinguishers have been selected and installed in kitchen cooking areas in accordance with NFPA 10. [96:10.9.3] G7a
- Where solid fuel cooking appliance produce grease-laden vapors, make sure the appliances are protected by listed fire-extinguishing equipment. [96:14.7.1] G7b
- Ensure that workers are trained in the following: [96:B.15.1] G8
 - Proper use of portable fire extinguishers and extinguishing systems [10:1.2] G8a
 - Proper method of shutting off fuel sources [96:10.4.1] G8b
 - Proper procedure for notifying the local fire department [1:10.14.9 for carnivals only] G8c
 - Proper procedure for how to perform simple leak test on gas connections [58:6.16, 58:6.17] G8d